

# PLOSSYS® netdome

## CD OUTPUT → LICENSE FREE CD ARCHIVES BASED IN PDF

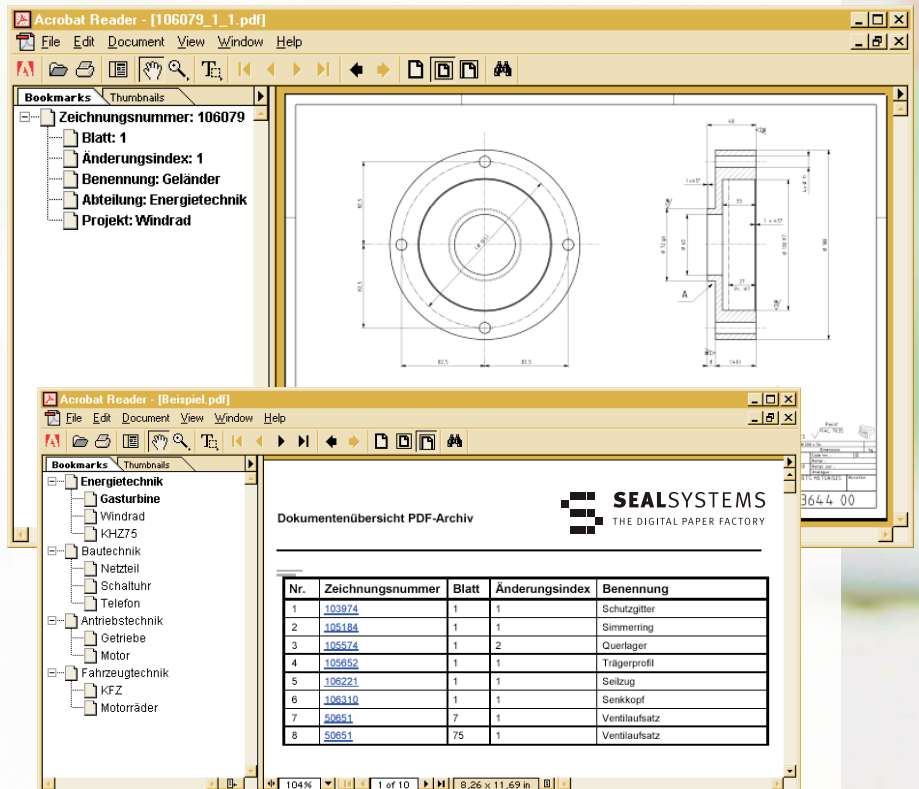
### Print on CD and Save Money with PLOSSYS Functionality

The PLOSSYS CD output generates a portable application for display and structure of any documents, like drawings, specifications and descriptions. This archive is generated by a print job. All functions of a PLOSSYS set collation, like cover pages, sorting and stamping, are also available for digital paper. Costs for printing and plotting are reduced dramatically. A structured CD is generated including necessary tools for retrieval and viewing.

The print output is not directed to an output device, but is stored as a PDF file. Via bookmark and searching functions of the Acrobat® Reader license free retrieval and viewing are possible.

The user locates the PDF file including any information in an intuitive directory structure. A click on one of these numbers or on the document ID brings you to the corresponding site of the PDF file. Then the requested document list is displayed.

A click on the hyper-link loads the document with additional display of accompanying data.



### Examples of possible Applications

- Exchange documents with customers, suppliers and sub-contractors
- Project documentation
- Service documentation
- Manuals and descriptions

## PLOSSYS® CD output

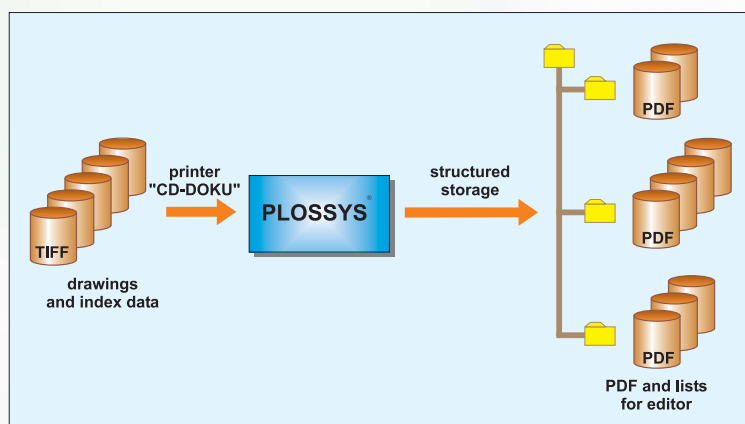
### ADVANTAGES

The standard functions of the Acrobat Reader enables

- making full text retrievals in the structure information,
- printing documents,
- scrolling in multilateral documents, and
- zooming parts.

If the tool Adobe Acrobat is used instead of the Acrobat Reader, you can also

- mark special parts of text or pictures,
- make annotations, and
- export documents or document parts.



### SCOPE OF Delivery

- PLOSSYS output queue for generation and storage of PDF files
- Operator macros for implementation with MS WORD® for generation of the index/hyperlink file for WORD version 7 (German/English)
- PDF generation from MS WORD (workstation license Adobe Acrobat); PerlScript for fully automatic generation of the index/hyperlink file
- User manual for CD creator
- User documentation

### SYSTEM REQUIREMENTS

PLOSSYS Output Manager up to version 3.0;

The job generation via PLOSSYS@rchive needs the Archive Universal Client (S-RAUC) or the JAVA Client (S-ARWEB).

### GENERATION

The sorted preparation of the documents in a uniform PDF format is done by PLOSSYS netdome, similar to normal output set collation. So documents with different origin and file formats like HPGL or TIFF and PostScript can be used. With PLOSSYS a uniform PDF format is generated.

The storage contains structured directories together with index information, which are sent together with the output job.

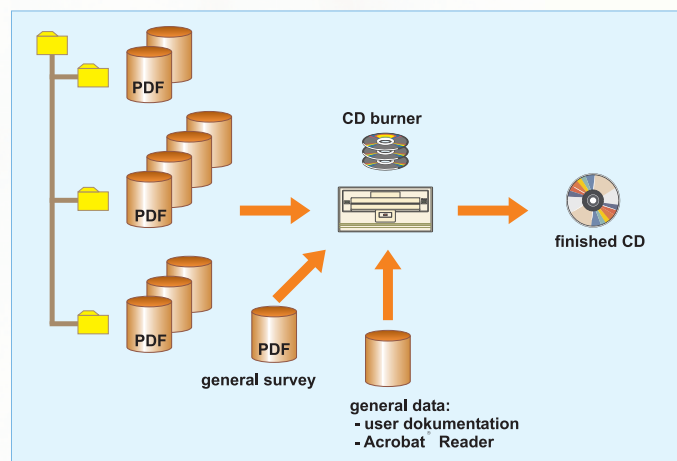
Out of the index information a PDF file is generated with hyperlinks pointing to the PDF document data. This is done via the standard application Word.

The layout of the index or hyperlink file can be modified and enlarged or customized as required. Alternatively a script controlled background process is used. So the generation of the CD file can be completed without any operational steps.

Together with Acrobat Reader the document files and the index/hyperlink file are burned on a CD or put into the internet/intranet.

### CD ROBOT CONTROL

Optionally there are integrations modules from SEAL Systems to control CD publishers with automatic CD/DVD generation and dynamic label printing.



### PRODUCT CODE

Q-CD